


English 9  
Book Club Packet



Name: \_\_\_\_\_

Hour: \_\_\_\_\_

Book: \_\_\_\_\_

Author: \_\_\_\_\_

Book Club Packet Grade Breakdown

Plot Curve: \_\_\_\_\_ / 22

Plot Curve Status: \_\_\_\_\_ / 25

Theme Practice: \_\_\_\_\_ / 19

Tic-Tac-Toe: \_\_\_\_\_ / 15

**TOTAL: \_\_\_\_\_ / 81**

## Book Club Plot Curve Status

**DIRECTIONS:** Using your plot curve from the previous page, complete one of the following for each plot point on the curve:

1. Write a facebook status as your main character depicting how you, as the character, feel at each plot point on the curve.
2. Write a tweet as your main character depicting how you, as the character, feel at each plot point on the curve.

Plot Point	Facebook Status or Tweet
Exposition (5 pts)	
Rising Action (5 pts)	(pick one point)
Climax (5 pts)	
Falling Action (5 pts)	(pick one point)
Resolution (5 pts)	

Book Club Theme Practice

(3 pts) My book is about (single abstract nouns)

- A.
- B.
- C.



(6 pts) For each of the nouns written above, write a complete sentence using the noun in which you explain what you think the author is trying to say to the readers. Make sure these sentences are general statements, so don't get caught in the too detailed trap that students often find themselves in.

- A.
  
  
  
  
  
  
  
  
  
  
- B.
  
  
  
  
  
  
  
  
  
  
- C.

(10 pts) Pick one of the sentences written above and circle the letter. Provide in the space below textual evidence that supports what you wrote. Be sure to format it correctly with punctuation and page numbers.

## Book Club Tic-Tac-Toe

**DIRECTIONS:** (5 pts each) Select three activities in a row to complete on the next blank page. They may be vertical, horizontal, or diagonal. Mark your choices on the board with either X's or O's.

<p>Write a metaphor about the personality of the protagonist in your Book Club book.</p> <p>Find a direct quote from the story that supports your analysis of the protagonist--provide page numbers.</p> <p><i>Ex: Katniss is a wild fire that cannot be extinguished. "I realize the answer to who I am lies in that handful of poisonous fruit." pg. 189</i></p>	<p>Write a haiku, from the narrative perspective of the protagonist, about a conflict that he or she is experiencing.</p> <p>Haiku Structure: 5 Syllables 7 Syllables 5 Syllables</p> <p><i>Ex: No, I will not cry Though I know my fearful fate I will fight with fire</i></p>	<p>Write an advertisement for your Book Club book that utilizes hyperbole and onomatopoeia.</p> <p>Hyperbole: an exaggeration <i>Katniss is the bravest person in the whole universe.</i></p> <p>Onomatopoeia: sound words <i>Her fire dress cracks and hisses with every twirl.</i></p>
<p>Who or what is the antagonist in your Book Club book? Explain how the antagonist challenges the protagonist. Provide a direct quote from the story that captures the "character" of the antagonist. (5-7 Sentences)</p>	<p>If you had to choose a theme song for your Book Club book (thus far in the reading), what would it be and why? Provide the title and musician. (5-7 Sentences)</p> <p><i>Ex: "Firework" by Katy Perry I chose this song, because...</i></p>	<p>Choose one object from your Book Club book and personify it. Write a letter from that object to the main character. (5-7 Sentences)</p>  <p><i>Ex: Dear Katniss, when you threatened to eat me...</i></p>
<p>Write a limerick, from the narrative perspective of the protagonist, about something/someone that the protagonist loves.</p> <p>Limerick Structure: Line One- A Line Two- A Line Three- B Line Four- B Line Five- A</p> <p><i>Ex: I volunteered to take her spot Lose her? I will not. I love my sister, Prim That tiny girl, so tiny and so slim For her, I take this lot</i></p>	<p>Write a simile about a main setting from your Book Club book. Find a direct quote from the story that supports your description--provide page numbers.</p> <p><i>Ex: District 12 is as desolate as a highway in the middle of a snow storm. "All that remains are the ashes of 12." pg. 189</i></p>	<p>Summarize what has happened thus far in your Book Club book using only stick figure drawings. Each drawing needs to have a page number attached to it.</p>  <p>pg. 154</p>

